

# Compact Blood Banking Centrifuge

## Scope of Application:

Haier Biomedical LX-60L1000R Blood Banking Centrifuge seamlessly integrates a remarkably compact footprint with top-tier performance. It can handle up to 6×500ml blood bags at a time, providing excellent accuracy in speed and temperature control. This ensures optimal sample integrity and consistency throughout each centrifugation cycle.



**Qingdao Haier Biomedical Technology Co., Ltd.**

No.280 Feng Yuan Road, High-tech Zone,  
Qingdao, 266111, P.R. China  
E-mail: [inquiry@haierbiomedical.com](mailto:inquiry@haierbiomedical.com)  
Website: [www.haiermedical.com](http://www.haiermedical.com)



Haier Biomedical  
International



Haier Biomedical  
International



@haiermedicalint



Haier Biomedical  
International



Haier Biomedical  
International

## Excellent Performance



### Precision Control

Ensure excellent speed and temperature control accuracy, and maintain the integrity and consistency of samples in each centrifugation cycle, thus achieving high-quality blood treatment.



### Expansive Memory

Maximize efficiency with over 1000 program memories, enabling the streamlining of the workflow.



### Quick-Lock Rotor Exchange

Patented tool-free rotor exchange technology enables the installation and removal of rotors on the centrifuge automatically and securely without the need for tools.



### Rapid Cooling

The unique refrigeration technology enables rapid cooling. It achieves 4°C in just 10 minutes from room temperature under pre-cooling mode, offering impressive time savings.



### Automated Door Management

Featuring a one-touch automatic opening and closing function for both the centrifuge door and the rotor lid, it also comes with a storage solution for the rotor lid.



### Quiet Operation

The sound design is optimized for low noise levels ( $\leq 54\text{dB(A)}$ ).

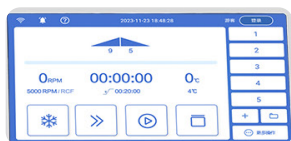
## Ergonomic Design



Automatic rotor lid opening and closing with lid storage.



Motorized gas springs offer smooth and controlled opening and closing of the centrifuge door.



7-inch touch screen interface for convenient operation.



Quick rotor exchange design for installation and removal with no tools required.



316 stainless steel centrifuge chamber is rust-free and easy to clean.



USB port for exporting operation records, including data on speed, time, temperature, operation curves, and alarm messages.



Emergency lid release: Pry out the side - plate's white plug with a tool and pull the release cord 7+ times to open the lid.

## Intuitive Interface



Large, bright, interactive 7-inch LCD interface offers:

The 45° angled, glove-compatible touchscreen provides a wide viewing angle for easy visibility and comfortable use by technicians of all heights.

Advanced user settings and password protection ensure safe operation. Multiple user profiles can be created to customize access and settings, improving workflow and sample safety.

During operation, the display of settings and actual operating conditions can be easily monitored through the enlarged tracking bar, so as to obtain a clear vision and ensure that the operator can see them from a distance.

Store more than 1,000 programs, and can directly access 5 or 10 commonly used programs, depending on the model. Programs can be named alphanumerically, ensuring easy identification and selection, minimizing the risk of errors during operation.

Users can change the speed, centrifugal force, time and temperature during the centrifugation.

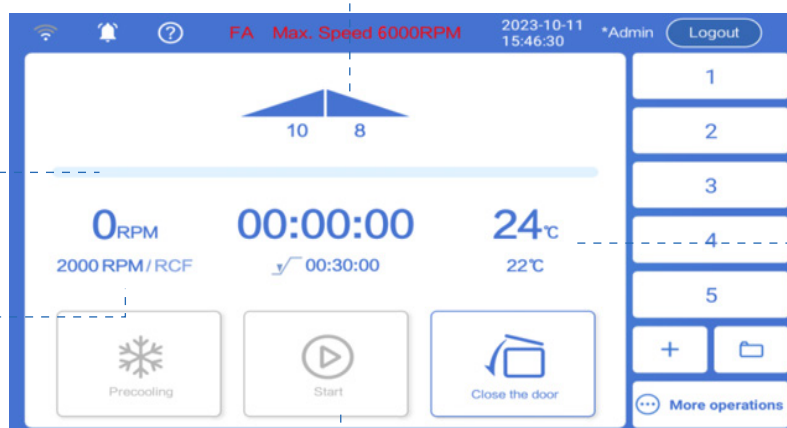
## Intuitive Interface



15 Acceleration/16 Deceleration stages

Progress bar

Target speed/centrifugal force and real-time speed display

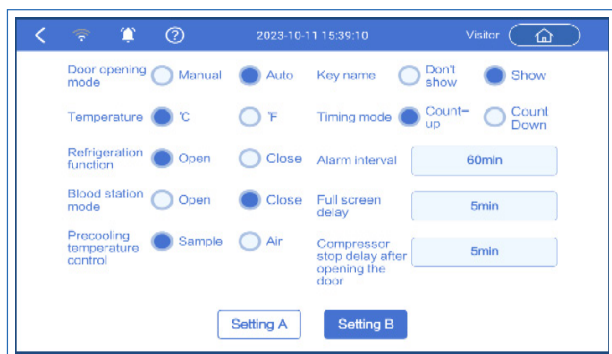


Temperature set-point and real-time temperature display

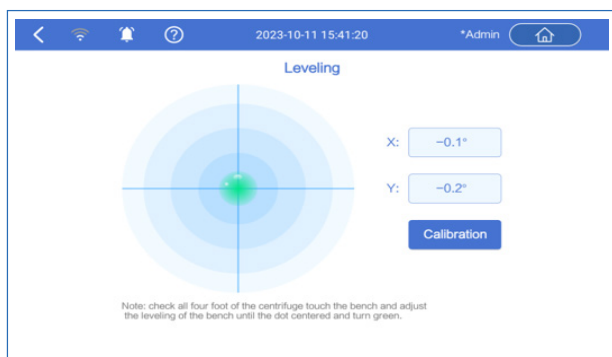
Quick access to stored programs. 1000+ program storage, supports customized programs for convenient

Clear one-touch buttons for fast refrigeration, fast centrifugation, intelligent start-stop and lid-closing status

Multiple operation setting modes, including unique blood bank mode function, convenient for blood bank users to use.



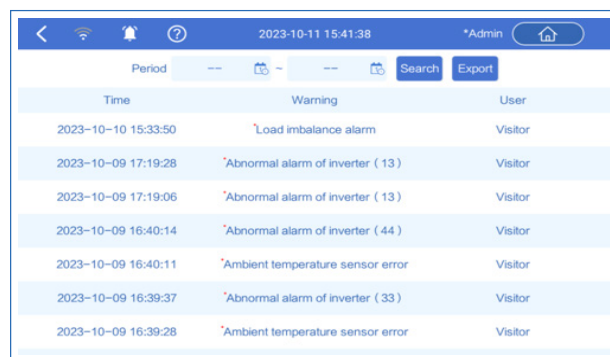
Electronic level assists in installation and leveling, making installation easier and simpler.



Multi-echelon program running mode, achieving continuous operation of multiple speed steps for special users



The operation record including speed, time and temperature, operation curve, alarm messages etc. can be tracked on the screen and exported by USB port.



## Enhanced Safety



Automatic radio - frequency rotor identification (RFID) enables immediate identification of a rotor once it is securely placed in the centrifuge chamber, avoids over-speed, reduces error messages, and enhances the safety.



Real time loading imbalance detection and intelligent lid locking monitoring, immediate shutdown protection in case of imbalance or lid opening.



Use of brushless induction motors to provide maintenance-free operation, eliminating carbon particle emissions.



Multiple alarms including abnormal voltage alarm, high temperature alarm, overspeed alarm, load imbalance alarm, rotor absent alarm, brake abnormal alarm, rotor life reminder alarm, and other alarm functions can effectively ensure the safety of the centrifuge.



A triple - layer construction paired with a fully covered steel plate protective sleeve provides an effective safeguard.

## Specifications

Model	LX-60L1000R
Max Capacity	6*1000ml or 6*500ml blood bags
Speed Rang (rpm)	500-6,000
Max RCF (xg)	18,590
Speed Accuracy (rpm)	±5
Time Setting Range	1min~99h59m59s (1-second increment)
Precooling Function	Yes
Temperature Setting Range	-20°C~40°C, adjustable to 1°C
Display	7 inch touch screen
Noise (dB (A))	≤54
Power Supply (V/Hz)	AC220/50/60
Power (W)	3500
Exterior Dimensions (W*D*H) (mm)	740*920*990
Lid Opening Height (mm)	1720
Net Weight (kg)	338
Packing Dimensions (W*D*H) (mm)	940*1150*1270
Gross Weight (kg)	423

## Fixed-Angle Rotor



BE No.	BE12DL001
Type	Sealed
Max Capacity	6*500ml
Max RCF (xg)	6,279
Max Speed (rpm)	6,000

Adapter(Sets of 6) for  
BE12DL001



BE No.	No adapter needed	BE12JT002	BE12JU002	BE12JV002	BE12JW002	BE12JX002	BE12JY002	BE12JZ002	BE12J0003	BE12J1003
Max Capacity	500ml	250ml	100ml	2*50ml	2*50ml	4*30ml	7*15ml	8*10ml	10*5ml	14*1.5/2ml
Tubes Per Adapter/Rotor	6	1/6	1/6	2/12	2/12	4/24	7/42	8/48	10/60	14/84
Tube										
Max Tube Dimensions (Ø x L mm)	69.5*170	62*123	38*120	29*105	29*118	25*102	17*121	16*86	13*54	11*38
Tube Type	Flat bottom	Flat bottom	Round bottom	Round bottom	Conical bottom	Round bottom	Conical bottom	Round bottom	Round bottom	Conical/Round bottom

**Swing-Out Rotor**



Swing-out  
Rotor Block



Round Bucket  
(Sets of 6)



BE No.	BE12FT001
Max. RCF (xg)	5,100
Max. speed (rpm)	4,200



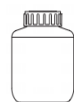
BE No.	BE12G9000
Max Capacity (ml)	1,000
Bucket Type	Flat bottom

Adapter(Sets of 6)  
for BE12G9000



BE No.	No adapter needed	BE12J8004	BE12J9004	BE12J7004	BE12J6004	BE12J5004	BE12JA004
Max Capacity	1000ml	500ml	500ml	300ml	250ml	200ml	4*100ml
Bottles Per Adapter /Rotor	6	1/6	1/6	1/6	1/6	1/6	4/24

Tube



Max Tube Dimensions (Ø x L mm)	102*179	96*150	80*136	60*138	60*165	/	38*120
--------------------------------------	---------	--------	--------	--------	--------	---	--------

Tube Type	Flat Bottom	Conical Bottom	Flat Bottom	Flat Bottom	Conical Bottom	Blood Bag	Round Bottom
-----------	----------------	-------------------	----------------	----------------	-------------------	--------------	-----------------

Adapter(Sets of 6)  
for BE12G9000



BE No.	BE12JB004	BE12JC004	BE12JD004	BE12JE004	BE12JH004	BE12JF004	BE12JG004
Max Capacity	5*50ml	5*50ml	14*15ml	14*15ml	37*7ml	24*5/7ml	28*1.5/2ml
Tubes Per Adapter /Rotor	5/30	5/30	14/84	14/84	37/222	24/144	28/168

Tube



Max Tube  
Dimensions  
(Ø x L mm)

	29*118	29*105	17*121	17*121	12*100	13*75/106	11*38
--	--------	--------	--------	--------	--------	-----------	-------

Tube Type

	Conical Bottom	Round Bottom	Conical Bottom	Round Bottom	Round Bottom	Small/Large Blood Collection Tube	Conical / Round Bottom
--	----------------	--------------	----------------	--------------	--------------	-----------------------------------	------------------------



Swing-out  
Rotor Block



Square Bucket  
(Sets of 6)



BE No.	BE12FT001
Max. RCF (xg)	5,100
Max. speed (rpm)	4,200



BE No.	BE12HD000
Max Capacity (ml)	1000
Bucket Type	Flat bottom

Adapter(Sets of 6)  
for BE12HD000

BE No.	BE12J3004
Type	Blood bag adapter
Max Capacity	500ml blood bag
Blood Bags Per Adapter /Rotor	1/6

