

Floor-Standing Large-Capacity Refrigerated Centrifuge

LX-100L1000R




Scope of Application :

Haier Biomedical LX-100L1000R is a conventional centrifuge designed for biopharmaceuticals with large capacity 6L, which is widely used in fields such as biopharmaceuticals and academic research. It plays an important role in the processes of protein collection, separation, and purification for samples like macromolecular proteins and bacteria.



Low center of gravity design, amplitude less than 0.05mm, ensuring stable operation and good centrifugal effect



Optimized multi-layer shock absorption technology makes the sound level ≤ 63 (dB (A))

Qingdao Haier Biomedical Technology Co., Ltd.

No.280 Feng Yuan Road, High-tech Zone,
Qingdao, 266111, P.R. China
E-mail: inquiry@haierbiomedical.com
Website: www.haiermedical.com



Haier Biomedical
International



Haier Biomedical
International



@haiermedicalint



Haier Biomedical
International



Haier Biomedical
International



Excellent Performance



Satisfy the changing application requirements that extend from academic research to production facilities. Offer up to 18,590 x g of centrifugal force and a maximum capacity of 6 liters



Automatic radio-frequency rotor identification (RFID) that enables immediate identification of a rotor once it is securely placed in the centrifuge chamber, avoid over-speed, reduce error messages, and enhance the safety



Optimized multi-layer shock absorption technology makes the sound level ≤ 63 (dB (A))



Low center of gravity design, amplitude less than 0.02mm, ensuring stable operation and good centrifugal effect



User-Friendly Design



Dual self-lock design to ensure safe operation



Dual gas springs with safety protection



4 universal casters and 4 levelling feet allows for easy movement and locks safely into place



316 stainless steel centrifuge chamber is rust-free and easy to clean



USB port for exporting operation record including speed, time and temperature, operation curve with alarm messages etc



Triple-layer construction to ensure safe use



Emergency lid release, pry out the white plastic plug on the side plate with a tool and pull the attached release cord to open the lid



Extensive Rotor Portfolio

Offering 6*1000ml, 6*500ml fixed-angle rotor with carbon fiber/aluminum alloy for option, and a variety of adapters available, which can accommodate tubes and bottles from 1.5 ml to 1 L



- The high-efficiency carbon fiber rotor achieves the maximum centrifugal force, faster acceleration and deceleration times, and greatly improves centrifugal efficiency
- Corrosion resistance and high strength can ensure the security and durability of the rotor
- The service life can reach up to 15 years



- High-strength, aero-aluminum rotor, which is acid and alkali corrosion-resistant, greatly increases the service life
- A comprehensive adapter portfolio, which is compatible with 500ml, 250ml, 100ml, 50ml, 15ml, 10ml, 5ml tubes and bottles
- The safe usage times can reach up to 50,000



Intuitive Interface



The 7-inch 45° glove-friendly touchscreen, the wide viewing angle more comfortable and practical for users of all heights



Easily monitor the display of set and actual run conditions with enlarged track bar during the run for clear visibility, which ensures the operator can see them from a distance



The speed, centrifugal force, time and temperature can be changed by user during the centrifugation process



Further enhanced with access controls such as user login with password protection, the independent program data of each user is managed separately



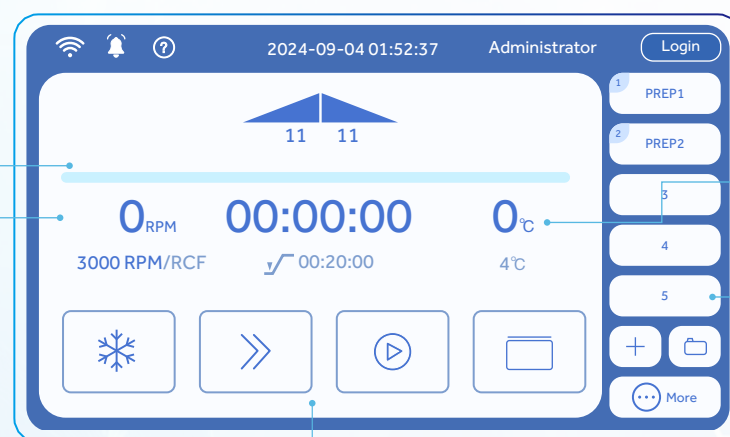
Quick recall of up to 1000+ programs with alpha-numeric naming to minimize time between runs and for quick run start by routine users



11 acceleration + 12 deceleration stages

Progress bar

Target speed/centrifugal force and real-time speed display



Temperature set-point and real-time temperature display

Quick access to stored programs. 1000+ program storage, supports customized programs for convenient

Clear one-touch buttons for fast refrigeration, fast centrifugation, intelligent start-stop and lid-opening button



Enhanced Safety



Real time loading imbalance detection and intelligent lid locking monitoring, immediate shutdown protection in case of imbalance or lid opening



Multiple alarms including abnormal voltage alarm, high temperature alarm, overspeed alarm, load imbalance alarm, rotor absent alarm, brake abnormal alarm, rotor life reminder alarm, and other alarm functions



Adopting $\Phi 80$ mm adjustable foot for more stable installation



Fully covered steel plate protective sleeve and 12mm steel shell



Use of brushless induction motors to provide maintenance-free operation, eliminating carbon particle emissions



Technical Data

Model	LX-100L1000R
Max Capacity (ml)	6*1000
Speed Range (rpm)	500-10,000
Max RCF (xg)	18,590
Speed Accuracy (rpm)	± 10
Time Setting Range	1min-99h59m59s (1-second increment)
Precooling Function	Yes
Temperature Setting Range (°C)	-20~40, adjustable to 1
Display	7 inch touch screen
Noise (dB (A))	≤ 63
Power Supply (V/Hz)	400/3N-50/60
Power (W)	8800
Exterior Dimensions (W*D*H) (mm)	740*920*990
Lid Opening Height (mm)	1720
Net Weight (kg)	380
Packing Dimensions (W*D*H) (mm)	940*1150*1270
Gross Weight (kg)	475
Certification	CE



Fixed-Angle Rotor




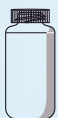



BE No.	BE12DW000
Type	Sealed
Max Capacity (ml)	6*1000
Max RCF (xg)	14,472
Max Speed (rpm)	8,000



BE No.	BE12DY000
Type	Carbon fiber, Sealed
Max Capacity (ml)	6*1000
Max RCF (xg)	16,660
Max Speed (rpm)	8,600

Adapter (Sets of 6) for BE12DW000, BE12DY000



BE No.	No adapter needed	BE12JP002	BE12JQ002	BE12JR002	BE12JS002
Max Capacity	1000ml	500ml	250ml	6*50ml	5*50ml
Tubes per adapter/rotor	6	1/6	1/6	6/36	5/30
Tube					
Max Tube Dimensions (Ø x L mm)	97.5*196	69.5*170	62*123	29*105	29*120
Tube Type	Flat bottom	Flat bottom	Flat bottom	Round bottom	Conical bottom



BE No.	BE12DX000
Type	Sealed
Max Capacity (ml)	6*500
Max RCF (xg)	17,700
Max Speed (rpm)	10,000



BE No.	BE12DZ000
Type	Carbon fiber, Sealed
Max Capacity (ml)	6*500
Max RCF (xg)	18,590
Max Speed (rpm)	10,000

**Adapter (Sets of 6) for
BE12DX000, BE12DZ000**



BE No.	No adapter needed	BE12JT002	BE12JU002	BE12JV002	BE12JW002
Max Capacity (ml)	500	250	100	2*50	2*50
Tubes per adapter/rotor	6	1/6	1/6	2/12	2/12
Tube					
Max Tube Dimensions (Ø x L mm)	69.5*170	62*123	38*120	29*105	29*120
Tube Type	Flat bottom	Flat bottom	Round bottom	Round bottom	Conical bottom

Adapter (Sets of 6) for
BE12DX000, BE12DZ000



BE No.	BE12JX002	BE12JY002	BE12JZ002	BE12J0003	BE12J1003
Max Capacity	4*30ml	7*15ml	8*10ml	10*5ml	14*1.5/2ml
Tubes per adapter/rotor	4/24	7/42	8/48	10/60	14/84
Tube					
Max Tube Dimensions (Ø x L mm)	25*102	17*121	16*82	13*54	11*38
Tube Type	Round bottom	Conical bottom	Round bottom	Round bottom	Conical/Round bottom